

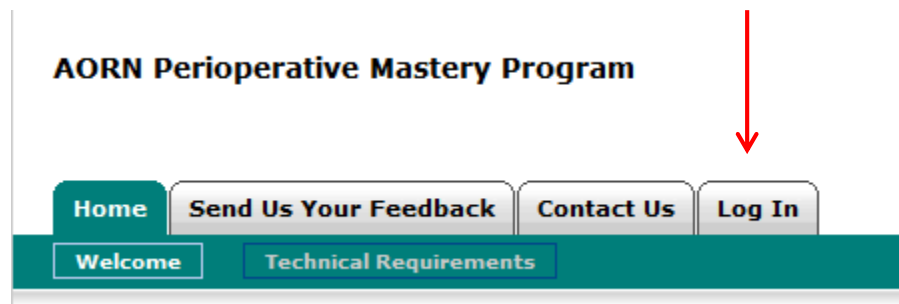


Instructions

Periop Mastery Program (PMP)

Logging In

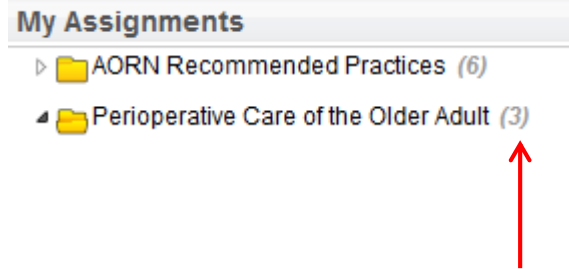
- The website for the course is <http://aorn.knowledgefactor.com>
- After going to the web site, click the **Log In** tab.



- Enter your user name and password.
- The first time you log in, you'll be asked to change your password

My Assignments Page

After logging in, you'll see the folders containing your modules.

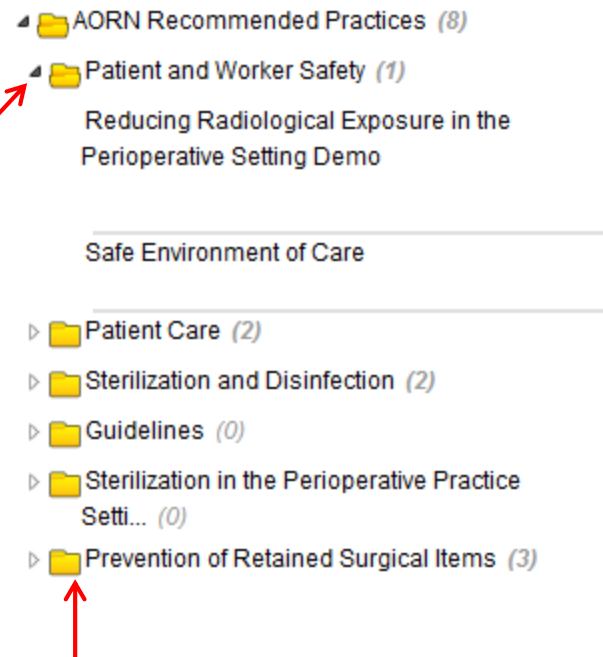


The number after the folder name indicates the number of modules within that folder left to complete.

Opening Folders

The RPs are organized by category.


Click the arrow next to each folder to open it.



The Sterilization and RSI courses are in their own folder because they contain more than one module.

Module Information

When you highlight the module name, the module description appears in the pane to the right.

My Assignments	Status/Action	Preoperative Patient Skin Antisepsis
Safe Environment of Care	Continue Learning	Preoperative Patient Skin Antisepsis
Reducing Radiological Exposure in the Perioperative Setting Demo	Completed(Review) Download Certificate	Introduction The goal of preoperative preparation of the patient's skin is to reduce the risk of postoperative surgical site infection by removing soil and transient microorganisms from the skin; reduce the resident microbial count to subpathogenic levels in a short period of time and with the least amount of tissue irritation; and inhibit rapid, rebound growth of microorganisms.
 Patient Care (2)		
Preoperative Patient Skin Antisepsis	Start Learning	Introduction The goal of preoperative preparation of the patient's skin is to reduce the risk of postoperative surgical site infection by removing soil and transient microorganisms from the skin; reduce the resident microbial count to subpathogenic levels in a short period of time and with the least amount of tissue irritation; and inhibit rapid, rebound growth of microorganisms.
Prevention of Unplanned Perioperative Hypothermia	Continue Learning	Introduction The goal of preoperative preparation of the patient's skin is to reduce the risk of postoperative surgical site infection by removing soil and transient microorganisms from the skin; reduce the resident microbial count to subpathogenic levels in a short period of time and with the least amount of tissue irritation; and inhibit rapid, rebound growth of microorganisms.
Positioning the Surgical Patient in the Perioperative Practice Setting	Completed(Review) Download Certificate	Introduction The goal of preoperative preparation of the patient's skin is to reduce the risk of postoperative surgical site infection by removing soil and transient microorganisms from the skin; reduce the resident microbial count to subpathogenic levels in a short period of time and with the least amount of tissue irritation; and inhibit rapid, rebound growth of microorganisms.
Moderate Sedation	Completed(Review) Download Certificate	Introduction The goal of preoperative preparation of the patient's skin is to reduce the risk of postoperative surgical site infection by removing soil and transient microorganisms from the skin; reduce the resident microbial count to subpathogenic levels in a short period of time and with the least amount of tissue irritation; and inhibit rapid, rebound growth of microorganisms.

Older Adult and Sterilization Courses



Perioperative Care of the Older Adult, Sterilization, and RSI consist of more than one module.

▲ Sterilization in the Perioperative Practice Setti... (0)

Sterilization: Module 1

Sterilization: Module 2

Sterilization: Module 3

▲ Perioperative Care of the Older Adult (3)

▲ Perioperative Care of the Older Adult (3)

Physiological Conditions


Physical Safety and Optimal Outcome

Communication, Psychosocial and Legal Aspects

You must complete all modules to complete these courses and earn the CE. After you complete the last module in the course, the evaluation and certificate link will appear.

Opening a Module

Click **Start Learning** to begin the module.

 Patient Care (2)

Preoperative Patient Skin Antisepsis

 Start Learning




Start Questions

Click [Begin First Question Set](#) to continue.

 **Begin First Question Set**

Confidence-based learning always starts by asking questions first. This helps us build a learning plan just for you, so answer as accurately as you can.

Click "Begin First Question Set," above, to begin.



Questions

The first question will appear. Questions are presented in sets of ten.



Preoperative Patient Skin Antisepsis

Round 1: Question 1 of 10

50 Questions Total

Which of the following **best** completes this statement?

For surgery on the hand or wrist, patients should be instructed to _____.

- A. have their nails short and natural without any artificial nail surfaces for the procedure
- B. remove all nail polish before the procedure
- C. scrub their hands and nails with soap and water before the procedure

I AM SURE

A B C

I AM PARTIALLY SURE

A or B B or C A or C

I AM NOT SURE

Result:

Answering Questions

Prevention of Unplanned Perioperative Hypothermia





Forced-air warming is safe and the most widely used skin surface warming method. The efficacy of forced-air warming in preventing unplanned hypothermia has been proven in many clinical trials.^{11,61-66} Forced-air warming, however, may not always be feasible.

Which patient is the *least* likely candidate for forced-air warming?

A. Neonate
B. Trauma with open abdominal wound
C. Has just undergone cardio pulmonary bypass

I AM SURE I AM PARTIALLY SURE I AM NOT SURE

A B C A or B B or C A or C

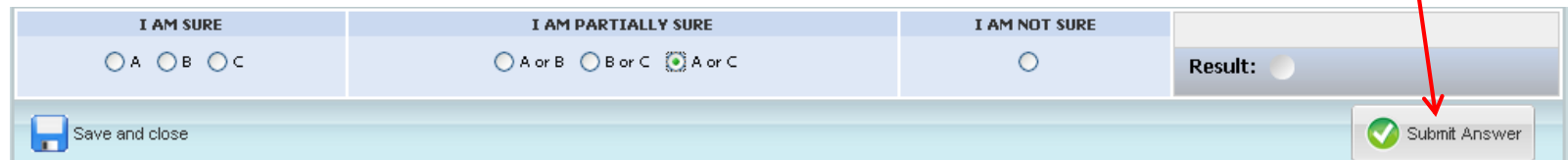
 Save and close  Previous Question  Next Question  Submit



Answer each question based on whether you are:

- Sure**
- Partially Sure** or
- Not Sure.**


Submitting Questions

After you've selected an answer, click the **Submit Answer** button.



I AM SURE <input type="radio"/> A <input type="radio"/> B <input type="radio"/> C	I AM PARTIALLY SURE <input type="radio"/> A or B <input type="radio"/> B or C <input checked="" type="radio"/> A or C	I AM NOT SURE <input type="radio"/>	Result: <input type="radio"/>
 Save and close			

After you submit the answer, the **Results** box tells you how you did.



I AM SURE <input type="radio"/> A <input type="radio"/> B <input type="radio"/> C	I AM PARTIALLY SURE <input type="radio"/> A or B <input type="radio"/> B or C <input checked="" type="radio"/> A or C	I AM NOT SURE <input type="radio"/>	Partially Correct Result: <input checked="" type="radio"/>
 Save and close			

Click the **Next Question** button to proceed.

Review Explanations

After you've answered the 10 questions in the set, click the **Review Explanations** button.




The screenshot shows a quiz interface with three columns of question types: 'I AM SURE' (radio buttons A, B, C), 'I AM PARTIALLY SURE' (radio buttons A or B, B or C, A or C), and 'I AM NOT SURE' (radio button). To the right, a 'Correct' indicator shows a green bar and a green dot next to the word 'Correct'. Below this, a 'Result:' label is followed by a green dot. At the bottom left is a 'Save and close' button with a floppy disk icon. At the bottom right is a 'Review Explanations' button with a green checkmark icon. A red arrow points to the 'Review Explanations' button.

Response Categories

This Question Set (10 questions)

- ◆ **Incorrect** (3)
 - What corrective action should the nurse take a
 - Which method is most effective in cleansing tr
 - When prepping a surgical site, the application
- ◆ **Not Sure** (2)
 - Flammable prep agents should not be dispose
 - An intestinal or urinary stoma within the surgic
- ◆ **Partially Correct** (2)
 - For surgery on the hand or wrist, patients shou
 - The packaging of flammable prep agents is an
- ◆ **Correct** (3)
 - Before applying drapes, a flammable prep ager
 - Unless otherwise indicated, at the end of the s
 - Depilatories may be safely used for hair remov

Overall Assignment (50 questions)



Completed	(0)
Nearing Completion	(3)
In Progress	(4)
Not Yet Seen	(40)
Incorrect	(3)

Each question must be answered correctly twice.

Your responses for the 10-question set will be categorized as:


- **Incorrect** (You were Sure or Partially Sure but incorrect)
- **Not Sure**
- **Partially Sure** (You were partially sure and chose a correct answer.)
- **Correct**


The pie chart reflects your overall progress.

Reviewing Questions

To review the explanations, click the green **Review Explanations** button.

- ✦ **Incorrect** (1)
 - ✓ The OR radiology request should include standard
- ✦ **Not Sure** (2)
 - ✓ A radiograph to locate a possible retained item
 - The primary concern of perioperative personnel
- ✦ **Partially Correct** (2)
 - Which of the following should be curtailed during
 - What is the first thing the RN circulator should do
- ✦ **Correct** (5)
 - When is one time when counts of sharps and instruments
 - Which of the following statements is true regarding
 - The surgeon should facilitate the count process
 - In which of the following areas should perioperative



 **Review Explanations**

Good work! Click "Review Explanations," above, or click directly on the questions to the left to review the explanations of the questions you answered. Remember, you must click and review the Explanation tab on any questions on which you were Incorrect, Not Sure, or Partially Correct.

Now let's review the answer for each question.

Question Answers & Explanations

"Soft goods, such as radiopaque sponges and towels, represent the majority of RSIs. Paradoxically, studies suggest that the final count was documented as correct in 62% to 88% of RSI cases.^{2,8,22,70,74} Manual counts can result in errors, especially during emergencies and unexpected surgical events. Intraoperative radiographs also are not always effective in identifying RSIs. In one study, 67% of intraoperative radiographs were read as negative when an RSI actually was present.¹⁷ Technologies have recently become available that are designed to supplement manual counting of soft goods, primarily radiopaque sponges, in an attempt to reduce RSIs.^{20,75,76, *}

Which item below correctly completes the statement?

The primary concern of perioperative personnel in the evaluation and selection of existing and emerging adjunct technology is _____

- A. productivity
- B. patient safety
- C. cost-effectiveness

The question, will appear on the top portion of the screen.

Click the **Correct Answer/Explanation** tab to read the explanation.



Explanations

You **must** read the **Correct Answer/Explanation** for any questions on which you were **Incorrect, Not Sure, or Partially Sure**.

 Correct Answer / Explanation | Expand your Knowledge

The **Expand Your Knowledge** tab provides additional info such as references, web links, videos, and article references.

Your Answer: I am not sure.

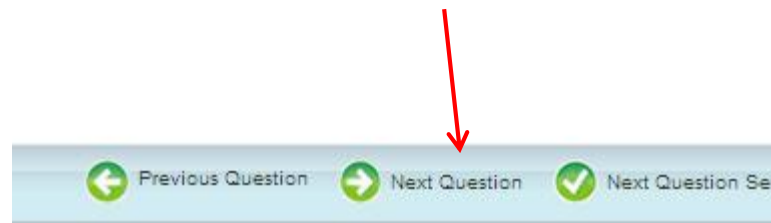
Correct Answer:
patient safety

The primary concern of perioperative personnel in the evaluation and selection of existing and emerging adjunct technology is **patient safety**.

"A mechanism for evaluating and selecting existing and emerging adjunct technology products should be implemented.⁸² Patient safety is a primary concern of perioperative personnel. Safety concerns are the impetus for perioperative personnel as they participate in evaluating and selecting medical devices and products for use in practice settings."⁸

Moving to the Next Question

To read the explanation for the next question, click the **Next Question** button.



(You can read explanations for questions you got correct as well!)

Next Question Set

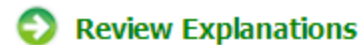
After you have read all the required explanations, click the **Next Question Set** button that appears in the lower right corner.



You'll receive another 10 questions. Some will be new, and some will be repeated.

If You Get All Questions Correct

If you get all questions in a set correct with confidence, you still must click the green **Review Explanations** button, but you *don't* have to review the answers.

 A button with a green right-pointing arrow icon and the text "Review Explanations" in green.

The **Next Question Set** button will appear after you click the Review Explanations button.

 A button with a green checkmark icon and the text "Next Question Set" in black.

Answering Questions


- Some people wonder why the questions are repeated. This is to ensure that you understand and will retain the content.
- You must answer each question correctly at **least 2 times**.
- If you answer a question confidently and incorrectly, you will see it at least 3 more times. You must answer it correctly the first time to get back to neutral, then two more times to ensure that you know the content.

Answering Questions

Each time you see a question, the possible answers are in a **different order**. Make sure you read each answer carefully before making your selection.

Course Access

You don't have to complete a module in one sitting. Just click the **Save and Close** button.

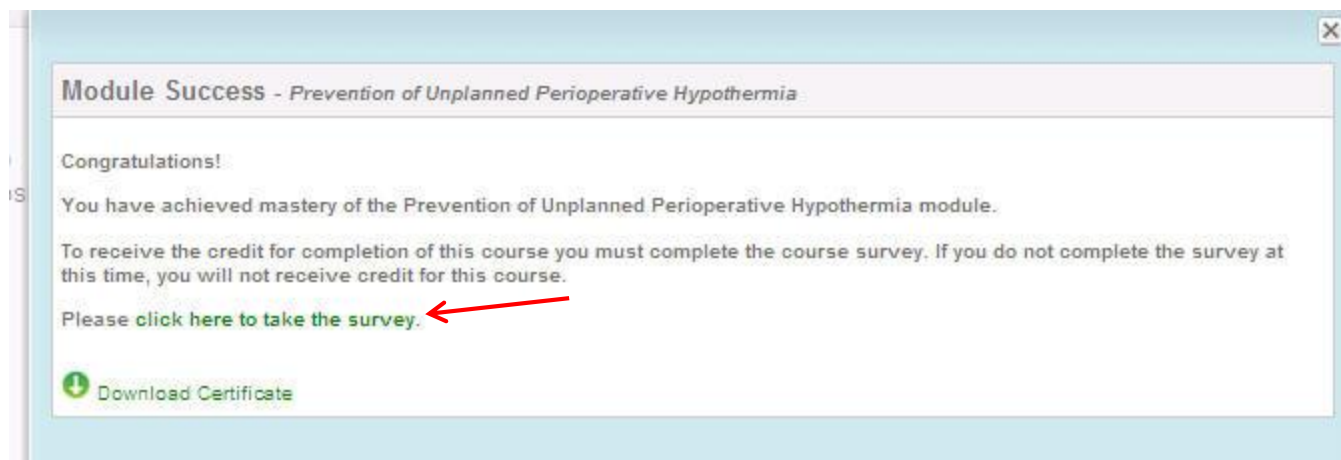


The next time you access the course, you will pick up where you left off. You can return as many times as needed within your access period.

Evaluation

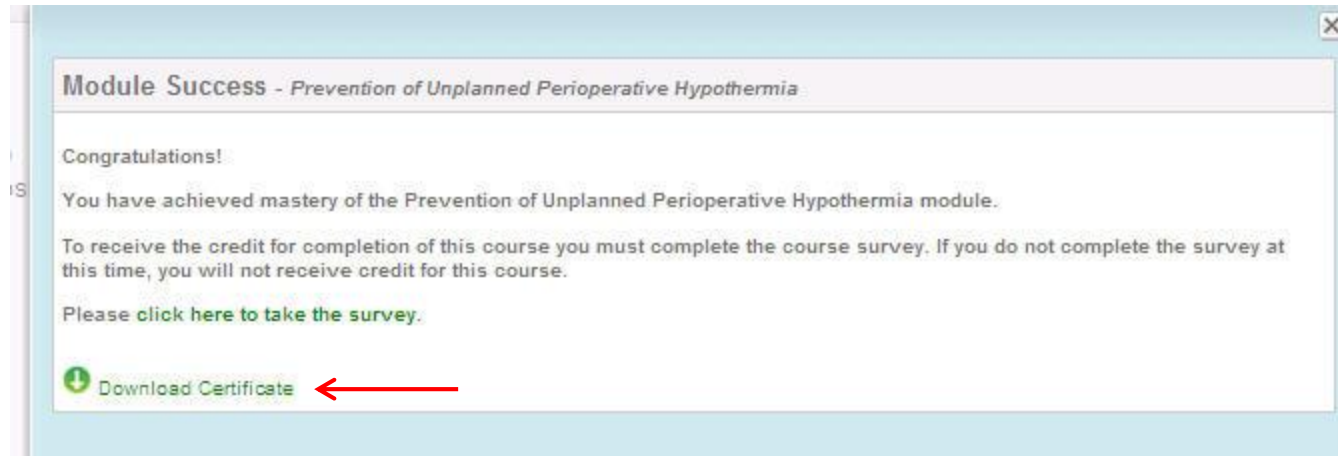
After you've completed the module, a module success window will appear. **Click the link to complete the Evaluation.**

You must complete the evaluation! If you don't submit it immediately after completing the module, you won't have another chance to do it.



Certificate

The module success window also contains a link to your Certificate of Completion.



You can also print the certificate by going to the **My Assignments** page and clicking the green **Print Certificate** link to the right of the module name.

Questions

If you have questions, contact AORN Customer Service. They are available from 7:00 am-4:30 pm (MT).

Phone: 800-755-2676, Ext. 1

Email: custsvc@aorn.org