

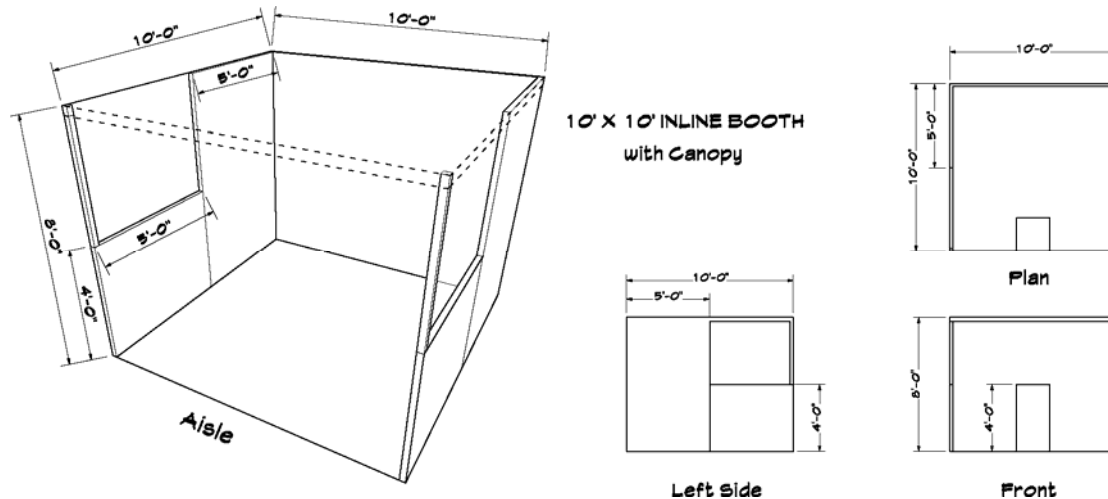
AORN 2009 Congress Booth Exhibit Specifications

Please review the following booth specifications to ensure that your display meets the 2009 AORN Congress Exhibit Specifications.

If your booth does not meet these specifications, you must submit a rendering of your display to Show Management for review.

Booth Equipment

Standard 10' x 10' In-Line Booths will be set with 8' high back drape and 3' high side drape. All booths must be carpeted. Recruitment and Scientific booths receive carpet as part of their booth package.



In-Line (Linear) Booth

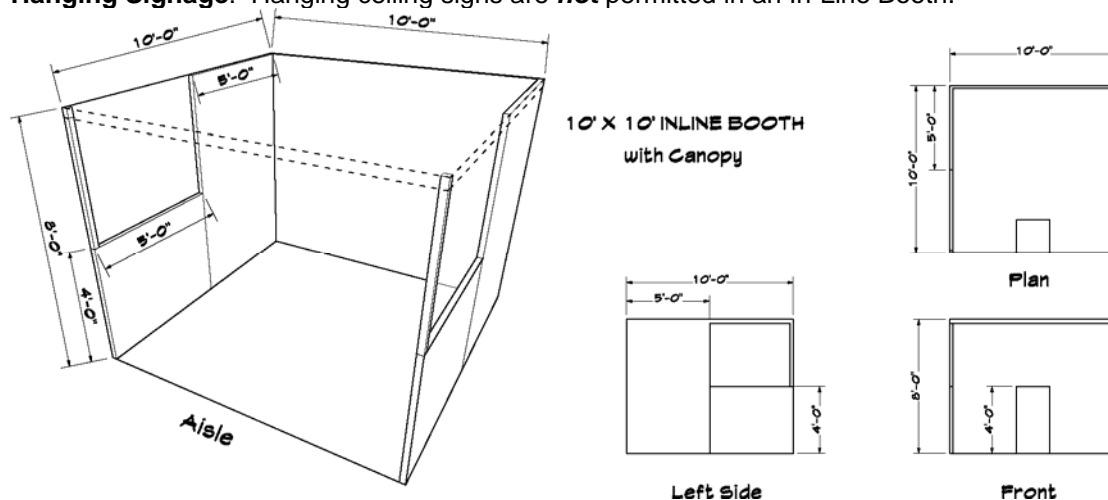
Definition: In-Line Booths have only one side exposed to an aisle and have at least one adjacent neighbor on either side of the booth.

Booths are most commonly 10' wide and 10' deep. No exhibit construction or signage may exceed 8' in overall height. The maximum height of 8' is permitted on the back 5' section and a maximum height of 4' is permitted on the front 5' section. Please reference the diagram of allowable configurations.

Note: When three or more In-Line Booths are used as a single exhibit space, the 4' height limitation is applied only to that portion of exhibit space which is within 10' of an adjoining booth.

A Corner Booth is an In-Line Booth exposed to aisles on two sides. The same rules for In-Lines apply for Corner Booths.

Hanging Signage: Hanging ceiling signs are *not* permitted in an In-Line Booth.

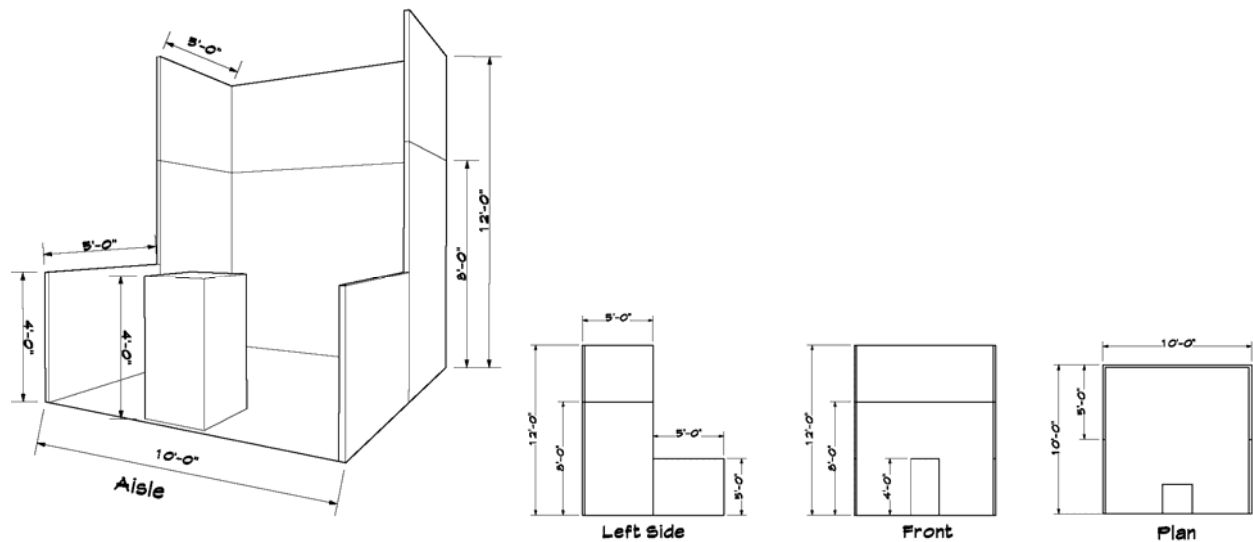


Perimeter In-Line Booth

Definition: A Perimeter Booth is an In-Line Booth that backs to a wall of the facility rather than another exhibit.

All guidelines for In-Line (Linear) Booths apply to Perimeter Booths except that the maximum back wall height allowed on the back 5' section is 12'. Please reference the drawing for a diagram of the allowable configurations.

Hanging Signage: Hanging ceiling signs are *not* permitted in a Perimeter Booth.



Island Booths Guidelines for Perimeter Walls

(AORN Congress Show Rule)

In order to ensure that neighboring exhibitors have the opportunity to be seen from nearby aisles, a "window of visibility" is required. This "window of visibility" is defined as 50% open area on each of the four sides (Side A, B, C & D) of the perimeter of the booth.

Example: In a 20' x 20' island you could only use 10' of display wall on each of the four sides of the booth. In addition, the booth height and display walls cannot exceed the 25' height maximum.

Any unfinished walls are subject to review by Show Management. Should Show Management deem the backside of the booth "unsightly" and/or does not conform to the overall quality of the show, the exhibitor may be required to drape the backside of the booth at the exhibitor's expense.

Island booths utilizing perimeter walls must submit booth renderings to Show Management for approval prior to production.

Island Booths That Do Not Use Perimeter Walls

Definition: An Island Booth is any size booth exposed to aisles on all four sides of the booth with no adjacent neighbors. This particular type of Island does not use walls along the perimeter of the booth space.

Exhibit fixtures components and signage will be permitted up to a maximum height of 25'.

Hanging Signage: Hanging ceiling signs* are permitted in **all** Island Booths, but may not exceed 25' in overall height.

*All Hanging Signage must be submitted to and approved by Show Management 60 days in advance of show.

